



GenTechTM
IT Solutions Corporation



Product Catalogue

Paper Shredder Machine

Daejin Kostal KS-1255

For Purchase Price: PHP 55,000

Specifications:

| | |
|---|--|
| Shredding Capacity | 15-17 pages |
| Shred Speed | 2-3 seconds |
| Security Level | P6 – Cross Cut 2x15 |
| Throat Length (mm) | 255 |
| Basket Volume (L) | 50 |
| Power Consumption | 220V/60Hz |
| Width, Dimension, Length (mm) | 420 x 390 x 750 |
| Weight (kg) | 36 |
| Paper Sensing Mode | Auto Start, Auto Power Off and Reverse |
| Can shred Staple Wires | |
| Oil Free Maintenance YES | |
| 30 minutes operation, 30 minutes cool down time | |
| Made in Korea | |



GenTech™
IT Solutions Corporation



HOW TO USE?

1. When you press “**START**” button, you are ready for the sedan.
2. Please “**insert**” your paper.
3. When the paper with more capacity is loaded, it will be “**automatically reversed**”.
4. To cut a small piece of paper that cannot be detected by the sensor, press the “**Start**” button “**again**” and insert the paper. (The blade starts to rotate automatically and **stops automatically after 3 minutes**)
5. When the “**scrap paper indicator**” lights up, it means that the waste container is full, not a malfunction. (Empty the sedan chip in the bin)
6. The operation “**stops automatically**” when the door is open during the sedan (Safety) (Close the door, press the start button and sedan again)

Safety Devices and Other Features

KOSTAL Shredders are equipped with various safety features:

Automatic Reverse Rotation

When too much paper is inserted, the cutter stops operating and automatically rotates in reverse to discharge the jammed paper. An alarm sounds. Reduce the amount of paper and restart the operation.

Door Switch

If the door is open, the shredder will not operate.

Automatic Stop

When the shredded paper fills the wastebasket, the “FULL” light comes on and the cutter stops operation. Open the door, remove the wastebasket and empty paper scraps. Replace the wastebasket, close the door and continue operation.

Automatic Power Shut-Off

If the shredder operates continuously for more than 30 minutes, the power is automatically shut off.

If the motor is overloaded, the “STOP” LED will flash until it cools down. When the flashing stops the shredder is ready to be used again.

Auto Diagnosis Recording System

Records length of shredding time, number of auto reverse cycles, and quantity of pages shredded. Provides use, or over use, information that can be utilized to determine what size shredder should be in use and shredder misuse information.

Auto Feeder Function (KS-1310AF only)

Push Auto-Feed Hopper Lid and load up to 150 sheets of A4 paper to be shredded.

Feeder does not accept staples or paper clip.

Paper will automatically feed and be shredded.

Cutting blades will stop after shredding is complete.

Close lid when Auto-Feed Hopper is not in use.

Maintenance

- Disconnect power by pulling power cord plug from wall outlet.
- To clean the exterior, wipe the surface with a soft cloth. If the surface is very dirty, use a neutral detergent, then wipe again with a soft cloth.

Caution

- Never put water directly on the surface of the shredder.
- Never clean the case with benzene or thinner, since it will cause discoloration.
- Do not dismantle the shredder. Contact your KOSTAL Dealer for service.

DAEJINKOSTAL CO., LTD.

403-22 CHEONGCHEON-2DONG, BUPYUNG-GU, INCHON, KOREA

Tel: +82-32-512-4561 / Fax: +82-32-529-6918

E-mail: trade@djkostal.co.kr / trade3@djkostal.co.kr



KOSTAL
Document Security for Tomorrow

PAPER SHREDDER

Cross Cut / Strip Cut / High Security



**OPERATOR MANUAL
FIRST EDITION**

Paper Shredder Machine

Daejin Kostal KS-1310

For Rental Rate: PHP 6,500 (Min. of 6 Months)

For Service Rate: PHP 3,500 (Per Day W/ Operator)

Specifications:

| | |
|---|--|
| Shredding Capacity | 18-25 pages |
| Shred Speed | 2-3 seconds |
| Security Level | P6 – Cross Cut 1x5 |
| Throat Length (mm) | 310 |
| Basket Volume (Liter) | 120 |
| Power Consumption | 220V/60Hz |
| Width, Dimension, Length (mm) | 500x500x1000 |
| Weight (kg) | 76 |
| Paper Sensing Mode | Auto Start, Auto Power Off and Reverse |
| Can Shred Staple Wires, PVC Cards, CDs/DVDs | |
| 30 minutes operation, 30 minutes cool down time | |
| Made in Korea | |



GenTech™
IT Solutions Corporation





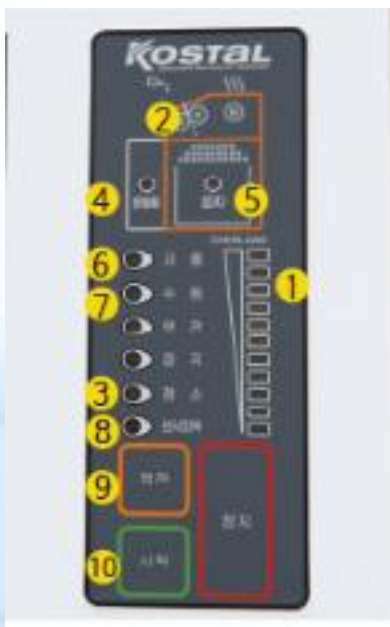
GenTech™
IT Solutions Corporation





HOW TO USE?

1. When you press **"START"** button, you are ready for the sedan.
2. Please **"insert"** your paper.
3. When the paper with more capacity is loaded, it will be **"automatically reversed"**.
4. To cut a small piece of paper that cannot be detected by the sensor, press the **"Start"** button **"again"** and insert the paper. (The blade starts to rotate automatically and **stops automatically after 3 minutes**)
5. When the **"scrap paper indicator"** lights up, it means that the waste container is full, not a malfunction. (Empty the sedan chip in the bin)
6. The operation **"stops automatically"** when the door is open during the sedan (Safety) (Close the door, press the start button and sedan again)



1. Overload Lamp
2. Movable Lamp
3. Cleaning Lamp
4. Door Opening Lamp
5. Bin Full Indicator
6. Automatic Lamp
7. Manual Lamp
8. Sensor Recovery
9. Reverse
10. Start (Auto/Manual)

Paper Shredder Machine

Daejin Kostal KS-1310C

For Purchase Rate: PHP 99,800
For Rental Rate: PHP 6,500 (Min. of 6 Months)
For Service Rate: PHP 3,500 (Per Day W/ Operator)

Specifications:

| | |
|--|--|
| Shredding Capacity | 28-30 pages |
| Shred Speed | 2-3 seconds |
| Security Level | P6 – Cross Cut 3x30mm |
| Throat Length (mm) | 310 |
| Basket Volume (Liter) | 105 |
| Power Consumption | 220V/60Hz |
| Width, Dimension, Length (mm) | 470x475x970 |
| Weight (kg) | 68 |
| Paper Sensing Mode | Auto Start, Auto Power Off and Reverse |
| Can Shred Staple Wires, PVC Cards, CDs/DVDs, USB | |
| 30 minutes operation, 30 minutes cool down time | |
| Made in Korea | |



GenTech™
IT Solutions Corporation





GenTech™
IT Solutions Corporation




SHOT ON MI 9T PRO
AI TRIPLE CAMERA



SHOT ON MI 9T PRO
AI TRIPLE CAMERA

HOW TO USE?

1. When you press **“START”** button, you are ready for the sedan.
2. Please **“insert”** your paper.
3. When the paper with more capacity is loaded, it will be **“automatically reversed”**.
4. To cut a small piece of paper that cannot be detected by the sensor, press the **“Start”** button **“again”** and insert the paper. (The blade starts to rotate automatically and **stops automatically after 3 minutes**)
5. When the **“scrap paper indicator”** lights up, it means that the waste container is full, not a malfunction. (Empty the sedan chip in the bin)
6. The operation **“stops automatically”** when the door is open during the sedan (Safety) (Close the door, press the start button and sedan again)



1. Running
2. Overload Lamp
3. Reverse Button
4. Start Button
5. Stop Button
6. Automatic Lamp
7. Manual Lamp
8. Sensor Recovery
9. Cleaning Lamp
10. Door Open Lamp
11. Bin Full Indicator

Paper Shredder Machine

Daejin Kostal KS-1245D

For Purchase Price : PHP 119,990

Specifications:

| | |
|--|--|
| Shredding Capacity | 35-40 pages |
| Shred Speed | 3-4 seconds |
| Security Level (mm) | P5 – Cross Cut 4x30 |
| Throat Length (mm) | 245 |
| Basket Volume (Liter) | 70 |
| Power Consumption | 220V/60Hz |
| Width, Dimension, Length (mm) | 450x450x930 |
| Weight (kg) | 78 |
| Paper Sensing Mode | Auto Start, Auto Power Off and Reverse |
| Can Shred Staple Wires, PVC Cards, CDs/DVDs, Crumpled Papers | |
| 30 minutes operation, 30 minutes cool down time | |
| Made in Korea | |

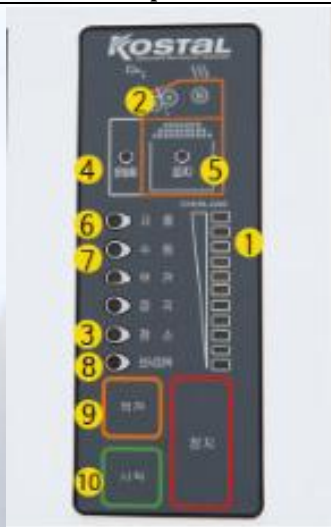


GenTech™
IT Solutions Corporation



HOW TO USE?

1. When you press **"START"** button, you are ready for the sedan.
2. Please **"insert"** your paper.
3. When the paper with more capacity is loaded, it will be **"automatically reversed"**.
4. To cut a small piece of paper that cannot be detected by the sensor, press the **"Start"** button **"again"** and insert the paper. (The blade starts to rotate automatically and **stops automatically after 3 minutes**)
5. When the **"scrap paper indicator"** lights up, it means that the waste container is full, not a malfunction. (Empty the sedan chip in the bin)
6. The operation **"stops automatically"** when the door is open during the sedan (Safety) (Close the door, press the start button and sedan again)



- 1) Overload Lamp
- 2) Movable Lamp
- 3) Cleaning Lamp
- 4) Door Opening Lamp
- 5) Bin Full Indicator
- 6) Automatic Lamp
- 7) Manual Lamp
- 8) Sensor Recovery
- 9) Reverse
- 10) Start (Auto/Manual)

